



Pergamon

Tetrahedron Letters 40 (1999) 7861–7865

TETRAHEDRON
LETTERS

TPM: a new protecting group for alkynes

Ariel Haskel^{a,b} and Ehud Keinan^{a,b,*†}

^a*Department of Chemistry and Institute of Catalysis Science and Technology, Technion–Israel Institute of Technology, Technion City, Haifa 32000, Israel*

^b*The Scripps Research Institute, Department of Molecular Biology and The Skaggs Institute for Chemical Biology, 10550 N. Torrey Pines Road, La Jolla, CA 92037, USA*

Received 20 July 1999; revised 6 August 1999; accepted 7 August 1999

Abstract

A new alkyne protecting group, trispyrazolylborateplatinum(methyl) (TPM), that can tolerate various reaction conditions and is particularly useful for electron-deficient acetylenes allows for synthetic manipulations of polyfunctional acetylenes. This protecting group withstands a variety of reaction conditions, including basic and acidic media, and the environment required for catalytic hydrogenation and for chromate oxidation reaction. The alkyne product is conveniently released from the protecting complex by the use of carbon monoxide under neutral conditions and ambient temperatures. © 1999 Elsevier Science Ltd. All rights reserved.

Keywords: alkynes; amides; platinum; platinum compounds; protecting groups.

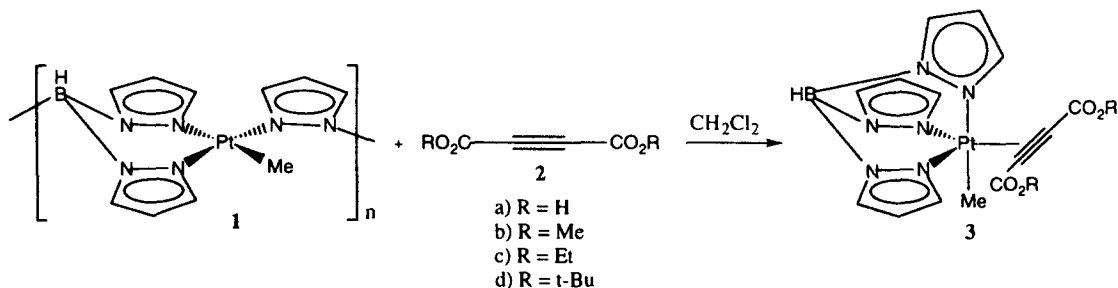
Alkynes are generally very reactive in various addition reactions, such as hydrogenation, acid-catalyzed hydration, hydroboration, and other hydrometallation reactions. Hence, protection of a carbon–carbon triple bond in a polyfunctional organic molecule is essential for selective synthetic transformations. Coordination of the alkyne group to dicobalt hexacarbonyl has been the most successful approach towards the deactivation of the triple bond.¹ This method, first presented by Nicholas and Pettit,² employs $\text{Co}_2(\text{CO})_8$, which reacts with mono- and dialkyl acetylenes to form stable (alkyne)dicobalt(hexacarbonyl) complexes.³ Liberation of the alkyne from this complex is achieved by oxidative degradation with Fe(III) salts. Although this protecting group can endure under various reaction conditions it is ineffective under conditions of catalytic hydrogenation using various catalysts, such as Pd/C or PtO_2 .⁴ Furthermore, the stability of $\text{Co}_2(\text{CO})_6(\text{alkyne})$ is limited under either peroxide-base combination^{2a} or under simple basic conditions.⁵ The limitations of the cobalt complexation protection approach are even greater with the more reactive, electron-deficient acetylenes.

Aiming for a general protecting group of acetylenes we focused our attention on the $\text{TpPtMe}(\text{alkyne})$ complexes ($\text{Tp}=\text{tris-pyrazolylborate}$), which are known to be chemically stable under various conditions.

* Corresponding author. Tel: +1-619-784-8511; fax: +1-619-784-8732; e-mail: keinan@scripps.edu or haskel@scripps.edu

† Incumbent of the Benno Gitter and Ilana Ben-Ami chair of Biotechnology, Technion.

These complexes are easily prepared by reacting any given acetylene with the polymeric material $[\text{TpPtMe}]_n$, **1** (Scheme 1),⁶ which is readily available in two steps from $(\text{COD})\text{PtMe}_2$.⁷



Scheme 1.

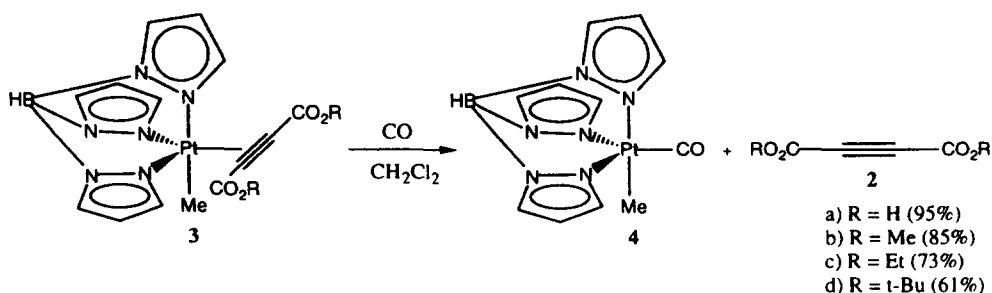
Polymer **1** is a white-gray solid, which is practically insoluble in most organic solvents. It reacts readily with various neutral ligands, such as alkynes, alkenes and carbon monoxide, to form $\text{TpPtMe}(\text{ligand})$, which is soluble in organic solvents. Thus, the alkyne protection procedure involves merely stirring a dichloromethane solution of the given alkyne **2** with **1** (1 equiv.) at room temperature for 1–2 h (Scheme 1). The progress of the reaction can be visually observed as the heterogeneous mixture clears gradually and turns into a homogeneous solution. For example, complexes **3a–d** were prepared and isolated in 70–95% yields by passing the reaction mixture through a short florisil column (5 cm) using either CH_2Cl_2 or hexane–ethyl acetate followed by removal of the solvent under reduced pressure.⁸

Complex **3** is known to adopt a trigonal bipyramide geometry in which the Tp ligand is coordinated in a rigid tridentate fashion. The high stability of **3** renders the TPM a good protecting group of alkynes, but also makes the deprotection step a non-trivial challenge. The fact that **3** is coordinatively saturated requires that the ligand exchange reaction with this complex will occur via a dissociative mechanism.⁹ Obviously, dissociation of the alkyne ligand from the platinum center forming a tetracoordinate intermediate seems to be the most desirable pathway. Our attempts to release **2** via ligand exchange reactions with π -acceptor ligands, such as tetracyanoethylene, hexafluoropropene and diethyl acetylene dicarboxylate, were unsuccessful. Apparently, the equilibrium between complex **3** and the free alkyne **2** in solution is too slow to allow the ligand exchange reaction.

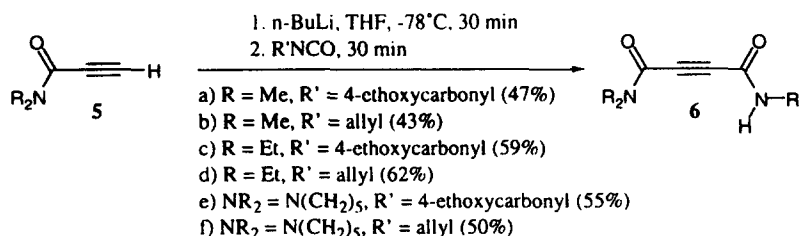
An alternative mechanism could involve dissociation of one of the pyrazolyl rings from the metal center. In fact, certain $\text{TpPt}(\text{II})\text{Me}$ complexes are known to exhibit fluxional behavior of the Tp ligand.¹⁰ If the Tp in **3** equilibrates between the tri and bidentate modes, a strong acceptor ligand, such as carbon monoxide could be added to the coordination sphere, labilize the other acceptor ligand **2** and facilitate its release. Indeed, when a dichloromethane solution of complex **3** was stirred under 1 atm of carbon monoxide at room temperature, slow release of **2** could be detected either by TLC or by ^1H NMR. Unfortunately, under these conditions the conversion rates were disappointingly low ($\leq 10\%$) even after several hours. Nevertheless, when the reaction was carried out under high pressure of CO (60 atm) compounds **2a–d** were obtained in good yields together with TpPtMeCO , **4** (Scheme 2).¹⁰

We demonstrated the synthetic opportunities available with this protecting technique using a series of non-symmetrical bis-amides of acetylene dicarboxylic acid.¹¹ We found that these yet unknown bis-amides could be conveniently prepared in one step from the 2-propynamides, **5**,¹² and the appropriate isocyanate (Scheme 3).¹³ The reaction of compounds **6a–f**¹⁴ with **1** in CH_2Cl_2 produced their corresponding TPM complexes.

We used several model reactions to illustrate the usefulness of our protecting technique. For example, alkyne **6a** was found to be unstable under the basic conditions required for the hydrolysis of its ester group. We protected compound **6a** by reacting it with **1** to produce complex **7** (Scheme 4). This

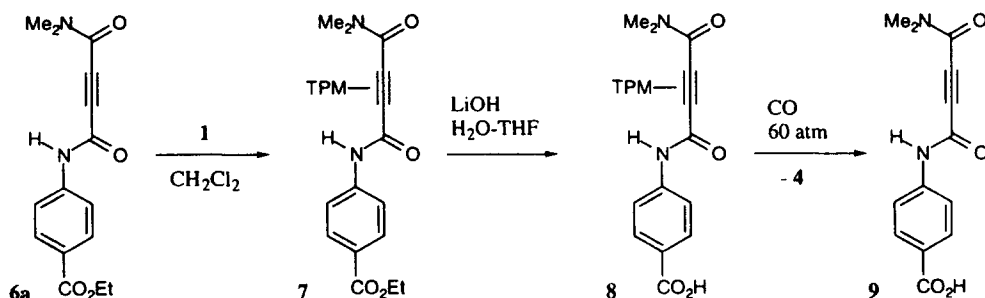


Scheme 2.



Scheme 3.

transformation could be reversed by pressurizing the CH₂Cl₂ solution of **7** with CO to regenerate **6a** in 76% yield. Complex **7** was dissolved in a 3:2 mixture of THF and aqueous LiOH (0.5M) and was stirred at room temperature for 3 days. The resultant carboxylic acid **8**,¹⁵ which was obtained in 90% yield, was treated with CO to produce the free alkyne **9** in 70% yield.

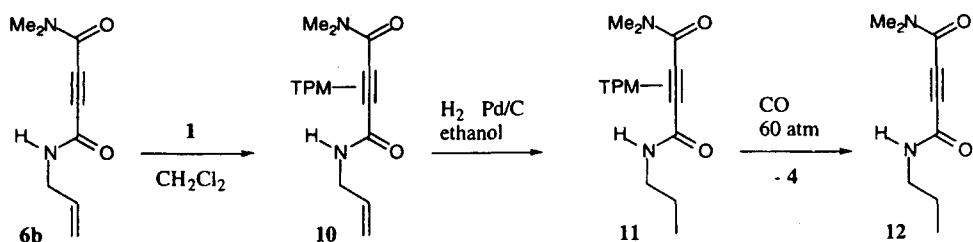


Scheme 4.

To examine the applicability of our protecting group to conditions of catalytic hydrogenation we used the ene-yne substrate **6b** (Scheme 5). This compound was protected with **1** to produce complex **10**,¹⁶ which was then subjected to catalytic hydrogenation with 10% of palladium on carbon in ethanol and hydrogen (1 atm) for 1 h. The resultant propylamide **11** was obtained in 80% yield.¹⁷ Finally, deprotection with CO afforded alkyne **12** in 60% yield.¹⁸

The acid stability of complex **7** was examined by dissolving it in a 3:1 mixture of acetone-*d*₆ and acetic acid-*d*₄. The mixture was kept in an NMR tube at room temperature for 24 h. No decomposition could be detected by ¹H NMR spectroscopy. In stronger acidic media, however, slow decomposition of **7** was observed. For example, in a 2:1 mixture of acetone-*d*₆ and aqueous HCl (0.2 M) complex **7** decomposed at a rate of approximately 20% per hour.

To examine the compatibility of **7** under oxidation conditions we mixed it in dry CH₂Cl₂ with benzyl alcohol in a 1:10 molar ratio and added PCC (1.5 equiv. with respect to benzyl alcohol). The mixture was



Scheme 5.

stirred at room temperature for 30 min. While complete conversion of the alcohol to benzaldehyde was evident by TLC no decomposition of **7** could be detected. Nevertheless, slow decomposition of **7** was observed upon prolonged stirring with excess PCC.

In conclusion, the use of TPM as an alkyne protecting group allows for synthetic manipulations of polyfunctional acetylenes. This protecting group withstands a variety of reaction conditions, including basic and acidic media, and the environment required for catalytic hydrogenation and for chromate oxidation reaction. The alkyne product is conveniently released from the protecting complex by the use of carbon monoxide under neutral conditions and ambient temperatures. Although platinum is costly, the simple protection/deprotection procedures and the easy recovery of the metal make this technique an attractive tool in organic synthesis.

Acknowledgements

We thank the Israel Science Foundation and the Skaggs Institute for Chemical Biology for financial support. We thank Prof. Bruce Bender of The Scripps Research Institute for assistance with the high-pressure experiments.

References

1. It has been shown that terminal alkynes can be protected by silylation. This method permits selective catalytic hydrogenation of mono- and disubstituted olefins. Palmer, C. J.; Casida, J. E. *Tetrahedron Lett.* **1990**, *31*, 2857.
2. (a) Nicholas, K. M.; Pettit, R. *Tetrahedron Lett.* **1971**, *37*, 3475. (b) Seyferth, D.; Nestle, M. O.; Wehman, A. T. *J. Am. Chem. Soc.* **1975**, *97*, 7417.
3. Greenfield, H.; Sternberg, H. W.; Friedel, R. A.; Wotiz, J. H.; Markby, R.; Wender, I. *J. Am. Chem. Soc.* **1956**, *78*, 120.
4. Double bonds can be selectively reduced in the presence of $\text{Co}_2(\text{CO})_6(\text{alkyne})$ using either diimide or borane/acetic acid (Ref. 2a).
5. Dickson, R. S.; Kirsch, H. P. *Aust. J. Chem.* **1972**, *25*, 1815.
6. (a) Clark, H. C.; Manzer, L. E. *J. Am. Chem. Soc.* **1973**, *95*, 3812. (b) Clark, H. C.; Manzer, L. E. *Inorg. Chem.* **1974**, *13*, 1291.
7. For the preparation of $(\text{COD})\text{PtMeCl}$, see: Clark, H. C.; Manzer, L. E. *J. Organomet. Chem.* **1973**, *59*, 411.
8. Spectral data of compound **3c**: $^1\text{H NMR}$ (CDCl_3): 7.77 (d, $J=2.09$ Hz, 2H), 7.75 (d, $J=2.09$ Hz, 2H), 7.61 (d, $J=2.09$ Hz, 1H), 7.29 (d, $J=2.09$ Hz, 1H), 6.27 (t, $J=2.09$ Hz, 2H), 6.10 (t, $J=2.09$ Hz, 1H), 6.09 (t, $J=2.24$ Hz, 1H), 4.26 (q, $J=6.85$ Hz, 2H), 1.32 (t, $J=6.85$ Hz, 3H), 0.98 (s, $J_{\text{Pt-C}}=66.80$ Hz, 3H). $^{13}\text{C NMR}$ (CDCl_3): 155.9, 141.3, 137.5, 136.1, 135.9, 106.6, 105.7, 80.7, 62.4, 15.1, -15.0 ppm. MS (ESI $^+$): 616 (MNa $^+$).
9. Collman, J. P.; Hegedus, L. S.; Norton, J. R.; Finke, R. G. *Principles and Applications of Organotransition Metal Chemistry*; University Science Books: Mill Valley, California, 1987; Ch. 4.
10. Manzer, L. E.; Meakin, P. Z. *Inorg. Chem.* **1976**, *15*, 3117.
11. These compounds were required for our ongoing research project, which involves catalytic antibodies: Haskel, A.; Keinan, E. 217th ACS National Meeting, Anaheim, CA, March 21–25, 1999, ORGN-073.

12. Coppola, G. M.; Damon, R. E. *Synth. Commun.* **1993**, *23*, 2003.
13. Synthesis of the bis-amide **6a**: *N*-Dimethyl-2-propynamide (300 mg, 3.1 mmol) was dissolved in dry THF (100 mL) under argon. The solution was cooled to -78°C , *n*-BuLi (2.1 mL, 1.6 M) was added slowly and the solution was stirred at the same temperature for 30 min. A solution of ethyl-4-isocyanatobenzoate (600 mg, 3.1 mmol) in dry THF (10 mL) was added, the mixture was stirred at -78°C for 30 min and then quenched with saturated aq. NH_4Cl . The mixture was worked up with ethyl acetate and brine, the organic layer dried over MgSO_4 , solvents were removed under reduced pressure and the crude product was purified by column chromatography (silica gel, hexane:ethyl acetate, 9:1 to 6:4) to give **6a** in the form of yellowish crystals. Mp 104 – 106°C . $^1\text{H NMR}$ (CDCl_3): 9.81 (br, 1H), 7.98 (d, $J=8.68$ Hz, 2H), 7.67 (d, $J=8.68$ Hz, 2H), 4.33 (q, $J=7.19$ Hz, 2H), 3.24 (s, 3H), 3.02 (s, 3H), 1.36 (t, $J=7.19$ Hz, 3H). $^{13}\text{C NMR}$ (CDCl_3): 166.0, 152.9, 149.1, 141.5, 130.7, 126.6, 119.3, 83.4, 75.4, 60.9, 38.5, 34.5, 14.3 ppm. MS (ESI $^+$): 289 (MH $^+$).
14. Spectral data of compound **6e**: $^1\text{H NMR}$ (CDCl_3): 10.14 (br, 1H), 7.93 (d, $J=8.43$ Hz, 2H), 7.64 (d, $J=8.43$ Hz, 2H), 4.29 (q, $J=7.11$ Hz, 2H), 3.64 (t, $J=5.22$ Hz, 2H), 3.56 (t, $J=5.22$ Hz, 2H), 1.55 (m, 6H), 1.31 (t, $J=7.11$ Hz, 3H). $^{13}\text{C NMR}$ (CDCl_3): 165.9, 151.0, 149.2, 141.5, 130.5, 126.3, 119.2, 83.5, 75.3, 60.8, 48.3, 42.7, 26.2, 25.2, 24.0, 14.2. MS (ESI $^+$): 329 (MH $^+$). Mp 58 – 60°C .
15. Spectral data of compound **8**: $^1\text{H NMR}$ (CDCl_3): 11.48 (br, 1H), 8.05 (d, $J=8.67$ Hz, 2H), 7.97 (d, $J=2.06$ Hz, 1H), 7.85 (d, $J=8.67$ Hz, 2H), 7.77 (d, $J=2.06$ Hz, 1H), 7.72 (d, $J=2.06$ Hz, 1H), 7.68 (d, $J=2.06$ Hz, 1H), 7.64 (d, $J=2.06$ Hz, 1H), 7.20 (d, $J=2.06$ Hz, 1H), 6.30 (br, 2H), 6.11 (t, 2.06 Hz, 1H), 3.38 (s, 3H), 3.11 (s, 3H), 1.02 (s, $J_{\text{Pt-C}}=66.38$ Hz, 3H). $^{13}\text{C NMR}$ (CDCl_3): 171.1, 153.7, 150.4, 143.5, 141.4, 138.8, 136.6, 135.5, 135.4, 135.1, 131.5, 123.4, 118.7, 106.2, 105.9, 105.2, 93.7, 73.5, 38.6, 35.2, -15.3 ppm. MS (ESI $^+$): 706 (MNa $^+$).
16. Spectral data of compound **10**: $^1\text{H NMR}$ (CDCl_3): 8.52 (t, $J=5.44$ Hz, 1H), 7.91 (d, $J=1.96$ Hz, 1H), 7.73 (d, $J=2.48$ Hz, 1H), 7.69 (br, 2H), 7.61 (d, $J=2.48$ Hz, 1H), 7.19 (d, $J=1.96$ Hz, 1H), 6.26 (t, $J=2.48$ Hz, 1H), 6.25 (t, $J=2.48$ Hz, 1H), 6.08 (t, $J=1.96$ Hz, 1H), 5.90 (m, 1H), 5.24 (dd, $J=17.24$, 1.00 Hz, 1H), 5.14 (dd, $J=10.32$, 1.00 Hz, 1H), 4.00 (m, $J=5.44$ Hz, 2H), 3.33 (s, 3H), 3.02 (s, 3H), 0.96 (s, $J_{\text{Pt-C}}=66.9$ Hz, 3H). $^{13}\text{C NMR}$ (CDCl_3): 153.6, 152.4, 140.7, 138.6, 136.1, 135.0, 134.8, 134.6, 133.7, 115.8, 105.6, 105.3, 104.6, 90.7, 72.5, 41.8, 38.1, 34.6, -16.2 ppm. MS (ESI $^+$): 626 (MNa $^+$).
17. Spectral data of compound **11**: $^1\text{H NMR}$ (CDCl_3): 8.33 (t, $J=5.30$ Hz, 1H), 7.91 (d, $J=2.24$ Hz, 1H), 7.73 (d, $J=2.24$ Hz, 1H), 7.70 (br, 2H), 7.61 (d, $J=2.24$ Hz, 1H), 7.18 (d, $J=2.24$ Hz, 1H), 6.27 (t, $J=2.24$ Hz, 1H), 6.26 (t, $J=2.24$ Hz, 1H), 6.09 (t, $J=2.24$ Hz, 1H), 3.33 (m, 2H), 3.34 (s, 3H), 3.03 (s, 3H), 1.59 (m, $J=7.36$ Hz, 2H), 0.95 (s, $J_{\text{Pt-C}}=64.86$ Hz, 3H), 0.94 (t, $J=7.36$ Hz, 3H). $^{13}\text{C NMR}$ (CDCl_3): 154.9, 153.9, 141.9, 139.9, 137.4, 136.2, 136.0, 135.9, 106.9, 106.5, 105.8, 92.2, 73.3, 42.4, 39.4, 35.9, 23.7, 12.4, -15.0 ppm. MS (ESI $^+$): 628 (MNa $^+$).
18. Spectral data of compound **12**: $^1\text{H NMR}$ (CDCl_3): 6.12 (br, 1H), 3.27 (q, $J=7.32$ Hz, 2H), 3.21 (s, 3H), 2.98 (s, 3H), 1.55 (m, $J=7.32$ Hz, 2H), 0.93 (t, $J=7.32$ Hz, 3H). $^{13}\text{C NMR}$ (CDCl_3): 152.7, 151.4, 82.3, 74.7, 41.8, 38.3, 34.3, 22.4, 11.2 ppm. MS (ESI $^+$): 205 (MNa $^+$).